



30SC

COBALT BOATS

SC SERIES

COBALT 30SC

An Innovative Revival of Tradition

Comes now the 30SC, the third in a series of remarkable watercraft, each representing Cobalt's unmistakable contributions to the revival of the outboard engine. Cobalt has been, by no means, the first manufacturer to offer knowledgeable boaters a newfound choice of improved powertrains. Rather, Cobalt has again sought to move purposefully to the ultimate possibilities of intelligent design, to at last bring to market boats redrawn, reoriented, reweighted, renewed toward a single purpose. That is, to add convenience and economy – and quiet, blessed quiet -- in a new way to the traditional Cobalt virtues of performance, handling, comfort, luxury, and room, lots of livable room.

Cobalt engineers understood that the simple slapping of a couple of high-horse Mercs on the stern of any old hull would not, could not an outboard-boat make. The dynamics of thrust and torque necessarily affect hull design. But now, the power of those high-horse engines has been channeled toward economical, efficient, easily maintained enjoyment riding in a hull made just to order.



30sc





COBALT 30SC



SPECIFICATIONS

Length Overall w/o Engines	29' 8"	9.04 m
Beam	9' 9"	2.97 m
Interior Cockpit Width	8' 5"	2.57 m
Deadrise at Transom	21°	21°
Fuel Capacity	130 gal	492 L
Freshwater Capacity	18 gal	68 L
Holding Tank Capacity	9 gal	34 L
Bridge Clearance (windshield only)	5' 0"	1.52 m
Draft Drive Up, Twin Engines	tbd	
Draft Drive Down, Twin Engines	tbd	
Dry Weight, w/Twin Engines	tbd	
Boat Certified Capacity	Yacht Certified	
Boat Certified Capacity w/gear	Yacht Certified	

YAMAHA OUTBOARD POWER

Twin F250 XCA, D.E.C. w/Sea Star PAS	250 hp	186 PkW
Twin F300 XCA, D.E.C. w/Sea Star PAS	300 hp	224 PkW
Twin F350 XCA, D.E.C. w/Sea Star PAS	350 hp	261 PkW

MERCURY OUTBOARD POWER

Twin 250 Verado w/PAS	250 hp	186 PkW
Twin 300 Verado w/PAS	300 hp	224 PkW
Twin 350 Verado w/PAS	350 hp	261 PkW

COBALT 30SC



STANDARD EQUIPMENT

Dash and Instrumentation

Accessory Power Plug - 12 Volt
Color-Matched Helm Switch Panels
Compass (digital)
Composite Helm Eyebrow,
Custom Stitching
Dash Perimeter Black Accent Trim
Depth & Water/Air Temp Gauge Pkg.
Glass Cockpit, Dual Garmin 741
Gloss Black Dash Console
Hour Meter
Premium Black Leather/
SS Steering Wheel
Stainless Steel Switches

Engine Options

Seastar EPS Steering System

Exterior

Aluminum Windshield,
Black w/SS Header
Anchor Locker
Bow Scuff Plate, Stainless Steel
Extended Running Surface
Fender Clips w/Line (6)
Graphics, Molded-In Gelcoat
Midship Cleats
Sky Light (Head Compartment)
Swim Step, Stbd.
Transhield Shipping Cover

Interior

Aft Walk-Thru Carpet
Air Compressor w/Holder
Bench Seat Storage, Bow & Cockpit
Bow Walk-Thru Doors
Carpet, 40 oz., Snap-In w/Neoprene Back
Cooler, Icon (removable)
Dual Sundeck Convertible Lounger
Filler Cushion, Cockpit Seat
Head w/Pump Out Porta Potti
Helm Seat, Double Wide w/Flip-Lip
Passenger's Seat Flip Backrest System
Removable Bow & Cockpit Carpet
Seating Varadense Comfort
Sink Console (head compartment)
Ski Storage w/Fiberglass Liner
Trash Receptacle

Stereo

iPod/USB/MP3 Port
Sound System w 6 Spkrs. (na w/hardtop)
Stereo Remote, Dash
Stereo Remote, Transom (Prem. Sound)

Structure, Safety, & Performance

10/5/3 Year Warranty Protection
Battery Switch, Dual w/ACR
Circuit Breaker Protected Elec System
Composite Floor
Composite Seat Bases
Composite Transom
Fiberglass Cockpit Liner
Fiberglass Stringer System
Fire Extinguisher, Manual
Ignition Safety Switch
Kevlar Reinforced Hull
Stainless Steel Windshield Braces

OPTIONAL EQUIPMENT

Canvas

Bimini, Premium Easy-Fold
Bow Tonneau Cover
Cockpit Tonneau Cover
Mooring Cover

Dash and Instrumentation

Makassar Dash/Interior Trim Pkg.
XM Weather

Engine Options

Anti-Corrosion System (Vol Merc)
Eng Color, Cold Fusion White
Mercury JPO Joystick
Yamaha Seastar Optimus 360 Joystick

Exterior

Arch, SS/Alum w/Hard Top
& Retract Shade
Arch, SS/Alum w/Sunshade
Arch, SS/Alum w/Hard Top
& Elec Sureshade
Boarding Ladder, Port
COBALT Oval Logo, Recessed
Color Accented Headliner for Hard Top
Docking Lights-Stainless Steel
Flagpole w/Flag
Portal Light (1 in Head Compartment)
Ski Tow

Sof-Trac Mat, Flip-Down Swim Step
Swim Platform Transom Lighting
Transom Shower
Underwater Lighting
Wakeboard Racks, Elite (Alum)
Wakeboard Racks, Triton

Interior

Bow Center Cushion Insert
Dinette Table w/Bow &
Cockpit Receptacle
Floor Covering, Sea Grass
Galley, Cockpit (replaces seat)
Grey Water System
Head w/Pump Out Porta-Potti, Macerator
Head w/VacuFlush
Head w/VacuFlush, Macerator
LED Interior Accent Lighting (RGB)
Quilted Pattern Upholstery Accents
Refrigerator
Remote Courtesy Lights w/key fob
Sof-Trac Marine Mat, Cockpit
Stainless Steel Foot Tread (helm only)
Throw Pillows, Weighted (10)
Throw Pillows, Weighted (4)

Stereo

Plat Sound w/Transom & Arch Spkrs-2 pr.
Plat Sound w/Transom Spkrs.
Prem Sound w/Transom
& Arch Spkrs-1 pr.
Prem Sound w/Transom Spkrs.
Satellite Radio System
Stereo Remote, Transom (Std. Sound)

Structure, Safety, & Performance

Battery Maintainer/Charger, 110v
Battery Maintainer/Charger, 220v
CE Requirements w/Auto Fire Extinguisher
Drivers Rearview Mirror (W/S Mount)
Fire Extinguisher, Automatic System
Tool Kit
Trim Tabs w/Indicators w/Autoglide(twin)
Trim Tabs w/Indicators, w/o Autoglide
Windlass, All Chain w/Anchor



What prove to be, in memory, the adventures of a lifetime.

Who can say when first you heard? The multicolored minute when the open water spoke, and the dream began. Try now. To this day, can you report the moment? Can you reach back and listen again to that faint call, a sun-flecked whisper -- relentless as a mother's summons -- coming from just beyond the farthest thing a kid could ever hope to see.

At Cobalt, we build boats that answer the call. It is a relationship like no other – owners and their boats. It is that first grip at the helm that releases a sense of assurance down the spine. At that very moment...a promise is made. With each ride, with each cruise comes conversation, laughter and pure enjoyment afloat. At that very moment, a bond is formed on trust, but not just that, a type of trust that feels like family. And with that trust arises a certain lifestyle, an opportunity for families to come together and enjoy what life is truly about. It is a type of confidence that only a Cobalt can instill in its owner.

Our Cobalt family believes we have a unique opportunity to enrich life, to help create life-long memories, to arouse a passion for the boating lifestyle. We vow to work tirelessly, creating the most innovative, well-engineered, and best performing boats imaginable. We vow to let our work be consumed by every little detail, every aspect of fit and finish.

This classic tradition will continue in our daily pursuit to build not just boats, but deep personal possessions. We will continue on with our philosophy of compromising absolutely nothing, especially when it comes to constructing piece by piece a watercraft that will create memories of a lifetime.

We are excited to share Cobalt's passions and why we do what we do for our customers everyday. You drive us to perform everyday. Thank you and welcome to the family.



Customer Inspired Innovation


Swim Platform Functionality

Cobalt's swim platforms are large, welcoming and safe, suspended just above the waterline for easy use in all water-borne activities. Oversized, polished stainless steel tubing wraps every platform to protect the boat when docking. Cobalt's exclusive and patented swim step requires only two easy flips: down to use, back to stow. The swim step makes boarding your Cobalt a breeze, and provides a perfectly cool resting area. Illuminate the platform above or below the waterline with option choices to suit your desires.

Industry Firsts and Real-World

Across five decades, Cobalt brought innovative functionality to the marketplace. Across five decades, other marine manufacturers have seen fit to copy the thoughtful design that has always defined our boats. Again this year, we will show an entire industry exactly the way to go.

- ☉ A Cobalt first: the integrated bow eye with a scuff plate for protection from trailer marks
- ☉ Cobalt was the first stern drive builder to feature the walk-thru transom, today, all our models are equipped with either a single or dual aft passageway for easy boarding
- ☉ Stainless-steel adjustable poles to secure and tighten bimini tops with our innovative built-in turnbuckle -- no fabric straps here
- ☉ Quick-release fender clips utilize stainless steel sockets for perfect placement and convenient deployment
- ☉ Cushioned storage lids with double-knuckled hinges to hold the lids open for easy access to the compartment below
- ☉ Our often-imitated, never-duplicated flip-lip seat bolster – the captain sits high and comfortable, enjoying the full thrill of the ride
- ☉ A safer latch for the windshield walk-thru, holding the door securely open – yet another Cobalt first
- ☉ Perhaps the most imitated component of performance in the boating industry, Cobalt's extended running surface for quicker planing, firm and true turns, minimized bow rise, and greater lift at the stern



Finely Detailed Interiors

The technical word is “interface,” those sensory exchanges between boat and owner, those points of contact so fundamental to the enjoyment of a day on the water, so critical to the determination of a boat’s long-term value. Glance at any cockpit and witness the full effect of a Cobalt interior – straight, smooth, uniform, and very, very good looking. Better yet, cruise a Cobalt at first opportunity for some meaningful, memorable interfacing of your own.

Start at the helm, where strength meets stylish strength. Rock-solid fiberglass substructure rides beneath upholstered good looks, as optional Ebony Macassar trim adorns the helm’s metal panels. The instrumentation and its mountings borrow from aircraft and jewelry designers alike. Stainless steel switch mechanisms are firm, sure, and sturdy.

Cobalt upholstery involves the fingers. Butter-soft and bull-strong, as tactile as they’re easy on the eye, always double-fastened with both adhesives and staples, and stitched with meticulous precision. Underfoot, the carpet or optional Seagrass flooring is snap-down/snap-out, rubber-backed, backed again with skid resistant no-flex composite flooring under all, and heavy. Heavy far beyond any marine standard.



- ☞ Cobalt Glass Cockpit with Touch Screen Displays
- ☞ Precision-sewn interior details
- ☞ Double-needle stitching
- ☞ Seats that convert to a sun lounge
- ☞ Deep bow and cockpit seating
- ☞ The warmth and feel of premium materials
- ☞ A hand-crafted helm with detailed double-stitching
- ☞ Ebony Macassar trim
- ☞ Aircraft-inspired stainless switches
- ☞ Honeycomb composite core integrated in flooring – optimized strength-to-weight ratio, with improved sound and vibration dampening



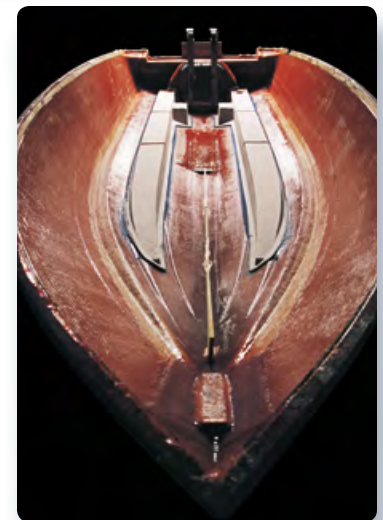
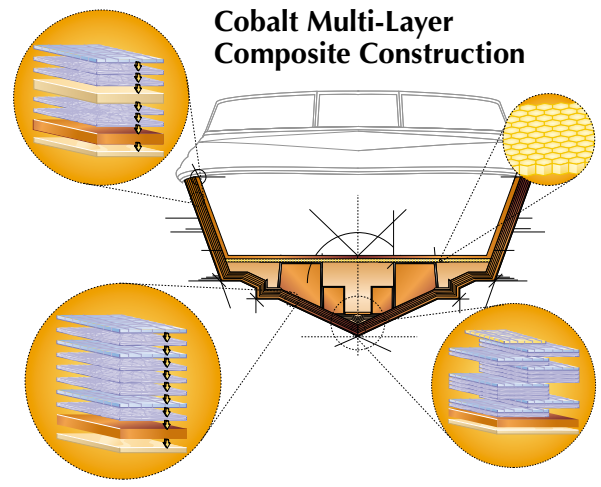
Exceptional Methods of Construction

At Cobalt the hull means hand-work, with every layer rolled a by craftspeople who believe that yet one more careful pass just can't hurt. And so the layers accumulate, eight altogether on the hull bottom and a full sixteen at the keel. Reinforced with Kevlar® and then strengthened again with Spraycore®, the hull's structure hardens into the critical component of the legendary Cobalt ride

The quality of the mold equals the quality of the finish, and so hand-waxing follows after every other part. Old finishes are reworked after every ten parts. No power buffers are allowed, and therefore no unsightly marks or patterns are left behind. And because time in the mold ensures integrity, flexible strength, and year-to-year dependability, the long hours spent in the mold matter even more. Every Cobalt hull cures and cures a while longer – well beyond normal industry standards.

Cobalt longevity is obvious, some of the reasons why less so. Invisible composites, hyperlight and hyperstrong, compose every Cobalt transom. No wood there, not in that all-important forcefield. No wood either in the polypropylene structural honeycomb of the floor. Nor in the all-fiberglass stringers where a methacrylate bonding compound adds lifelong permanence. No wood in the water-impervious roto-cast seat bases.

- ☞ Z-Thane™ strengthening, protective barrier coat in the hull – A Cobalt exclusive
- ☞ Completely hand-laid hulls, reinforced with Kevlar™
- ☞ Composite construction on all structural components
- ☞ Cushioned lids with knuckled hinges for easy, open access to storage compartments large and larger still
- ☞ Exceptional hardware, largely stainless, over-sized, over-strong
- ☞ Graphics deep and strong in the gelcoat
- ☞ Integrated bow eye with a scuffplate for added protection
- ☞ Hand-lamination, up to 16 alternating layers of fiberglass mat and woven roving





Cobalt Transferable Warranty



Ten Year Structural Warranty

Hull & Deck Structure: Hull/deck joints, bulkheads, floor, transom, stringers, motor mounts

Transferable: Fully transferable

Five Year Bow to Stern Component Warranty

Components: All components manufactured or purchased (excluding hull and deck structural components)

Canvas: All canvas

Upholstery: All upholstery

Transferable: Fully transferable

Three Year Gelcoat Finish Warranty

Transferable: Fully transferable

*Service Assist - up to \$100 per claim

On-Water Towing: Applicable to Cobalt 5 year Bow to Stern Component Warranty or Engine Manufacturer Warranty

Hoist/Lift Out: Applicable to Cobalt 5 year Bow to Stern Component Warranty or Engine Manufacturer Warranty

Haul-Out: Applicable to Cobalt 5 year Bow to Stern Component Warranty or Engine Manufacturer Warranty

Dockside Repair Call: Applicable to Cobalt 5 year Bow to Stern Component Warranty or Engine Manufacturer Warranty

Engine Warranty – Manufacturer Direct

Volvo Penta Stern Drive: 2 + 3 Factory Protection Program – North America only (outside North America 2 Year Warranty)

MerCruiser Stern Drive: Five (5) Year Power of Protection Warranty - US and Canada only (International Coverage is regional)

Volvo Penta Diesel: Two (2) Year Warranty

Mercury Outboard: Three (3) Year Warranty

Yamaha Outboard: Three (3) Year Warranty

See written warranties and service agreement for specific coverages.
*Documentation will be required in order to receive the Service Assist benefit.

Color Selections

Actual colors may vary due to the limitations of the digital process and the viewing device calibration. Consult your Cobalt dealer as equipment and specifications are subject to change without notice.

Cockpit Interior Selections

SADDLE INTERIOR (with standard carpet)



SEAGRASS
(carpet option)



TERRA BROWN INTERIOR (with standard carpet)



SEAGRASS
(carpet option)



GENEVA INTERIOR (with standard carpet)



SEAGRASS
(carpet option)




TAHOE GREY INTERIOR (with standard carpet)



SEAGRASS
(carpet option)



TITANIUM INTERIOR (with standard carpet)



SEAGRASS
(carpet option)



Exterior Colors and Graphic Styles

Design Your Dream - Online model specific configurator at www.CobaltBoats.com



3 COLOR CUSTOM GRAPHICS

White base gelcoat with any primary hull color plus an accent.



3 COLOR CUSTOM WITH EDGE GRAPHICS

White base with any side hull color plus boot stripe and edge arc accent. R models only.



CLASSIC GRAPHICS

White base gelcoat with one primary hull color.




CLASSIC WITH EDGE GRAPHICS

White base with any side hull color plus edge arc accent. R models only.



SPORT GRAPHICS

White hull with a single accent stripe.




SPORT WITH EDGE GRAPHICS

White base with boot stripe and edge arc accent. R models only.



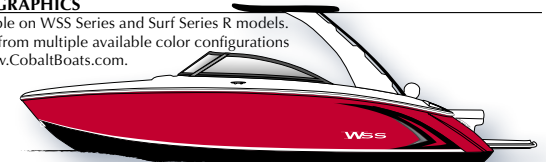
FULL COLOR HULL BOTTOM

Primary hull color fully to the keel. Not available on A-Series or models 30' and larger.




WSS GRAPHICS

Available on WSS Series and Surf Series R models. Select from multiple available color configurations at www.CobaltBoats.com.



ALL WHITE

White hull and deck.



LINX GRAPHICS

Available on Surf Series R models. Select from multiple available color configurations at www.CobaltBoats.com.



Stereo System Packages

Standard Sound

- Rockford Fosgate Hide-Away Unit
- Rockford Remote at Helm (Transom Remote Optional)
- JL Speakers, 1pr Bow, 2pr Cockpit (1pr Hardtop Speakers, if equipped)

Premium Sound

- Rockford Fosgate Hide-Away Unit
- Rockford Remote at Helm and Transom
- Rockford Amplifiers – Up to 1,400 Watts
- JL Speakers, 1pr Bow, 2pr Cockpit, 1pr Transom*, Kicker Tweeters where equipped (1pr Hardtop Speakers, if equipped)
- JL Subwoofer – 1ea
- Optional 8" JL Tower Speakers & Amp, 1pr – 400 Watts
- Optional 8" JL Tower Speakers & Amp, 2pr – 800 Watts

Platinum Sound

- Rockford Fosgate Hide-Away Unit
- Rockford Remote at Helm and Transom
- Roswell Amplifiers – Up to 2,200 Watts
- Roswell R1 Speakers, 1pr Bow, 2pr Cockpit, 1pr Transom*, Kicker Tweeters where equipped (1pr Hardtop Speakers, if equipped)
- Roswell R1 Subwoofers – 2ea Most Models
- Speakers are RGB Light Ready

Platinum Sound w/Tower Speakers

- Rockford Fosgate Hide-Away Unit
- Rockford Remote at Helm and Transom
- Roswell Amplifiers – Up to 2,800 Watts
- Roswell R1 Speakers, 1pr Bow, 2pr Cockpit, 1pr Transom*, Kicker Tweeters where equipped. (1pr Hardtop Speakers, if equipped)
- Roswell R1 Subwoofers – 2ea Most Models
- Roswell R1 8" Tower Speakers, 2pr – RGB Light Ready

Tops and Covers

Color-matched and custom-tailored, Cobalt bimini tops, enclosures and tonneau covers are made of a premium acrylic marine canvas. This material is extremely strong and fade-resistant, with superior water resistance. Yet it breathes, resisting rot and mildew.

Bimini tops setup rock solid with Cobalt's easily adjustable stainless steel turn-buckle supports. Rigidity simply not found with the use of fabric straps.

The Premium Bimini Top with Easy-Fold stanchions (below) make storing or trailing your boat with the top in a lower position a simple one-person operation.



Bow & Cockpit Tonneau Covers



Mooring Cover



Premium Bimini Top



Full Canvas Enclosure (shown on A40)



Arch Hard Top



Arch Hard Top with extending shade



R Models Surf and WSS Arch Bimini Top



Surf & WSS Folding Arch Bimini Top